



horseCam™

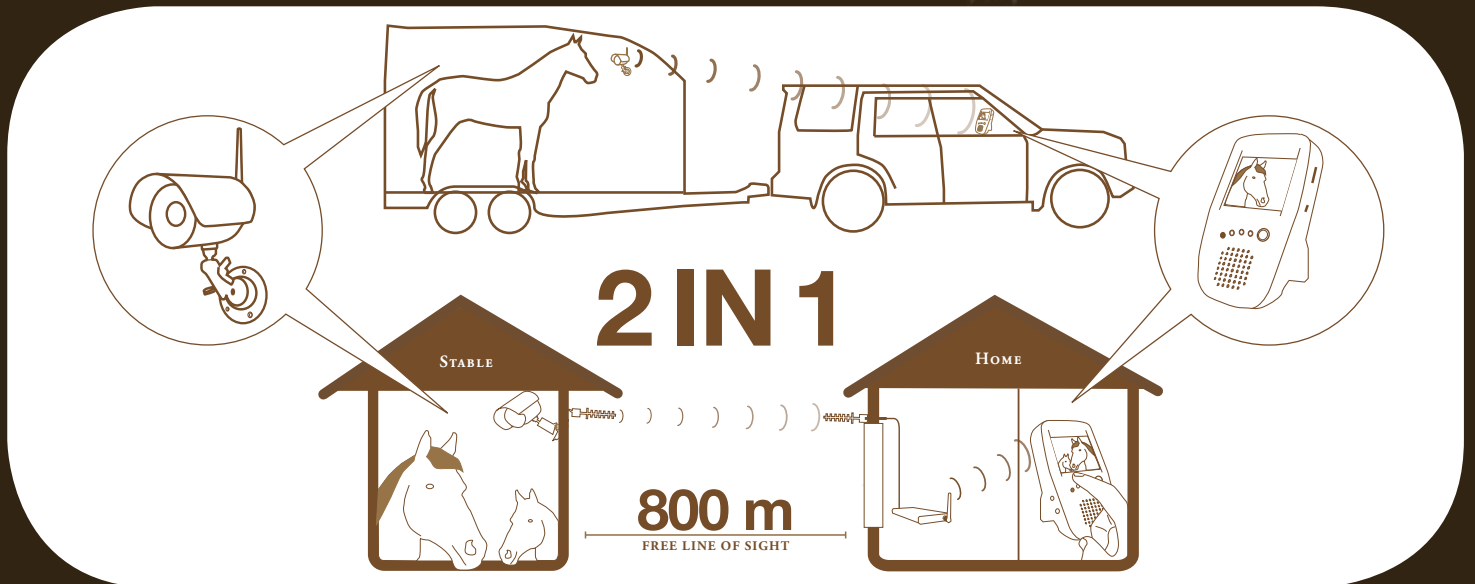
Portable horse surveillance for stables and trailers

Quality assured and mobile horse surveillance solution with 800m wireless range. Complete for surveillance in stables and in trailers during transport.

The included camera is easily moved between foaling box and trailer which provides two usage areas in one box.

Night vision (15m), 800m range at a clear line of sight and trouble free installation has made the horseCam-solution™ a favourite among horse owners in Europe.

All products you need are included in the horseCam-solution™

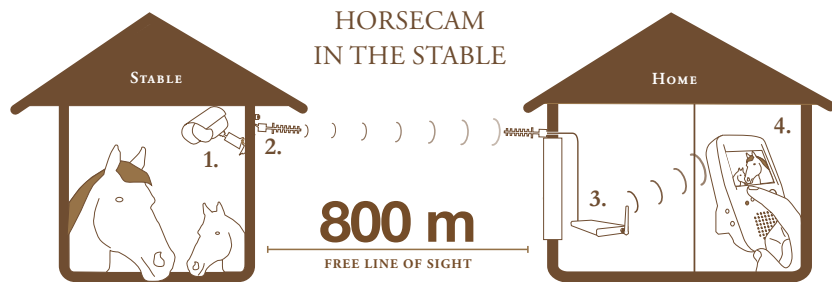


With the horseCam™ in the stable, you can supervise your mare from the bedroom. Comfortable for you, safe and calm for your horse.



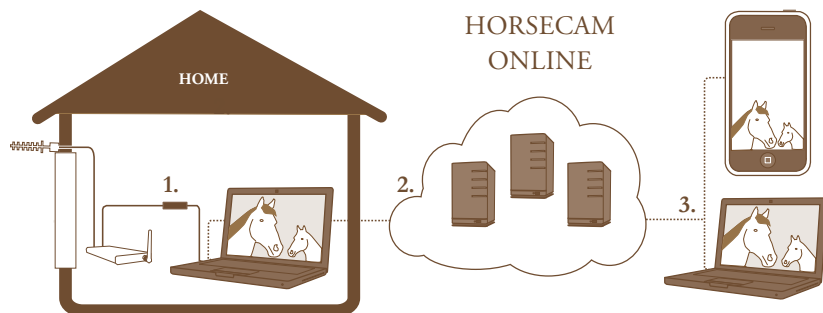
Move the horseCam™ to the trailer and make sure your horse is well by using the mobile LCD-monitor during transport.

How it works:



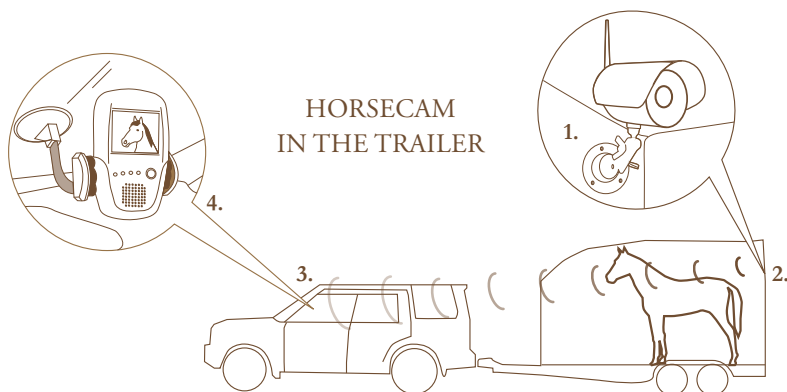
Step by step:

1. The camera monitors your horse, the signal is transmitted via the cable to the A300-antenna outside the stable.
2. The A300-antenna on the stable wall transmits the signal to the receiving A300-antenna.
3. The videoLink receives the signal from the receiving A300-antenna and then transmits it in your house for better picture quality.
4. The portable LCD-monitor receives the signal wirelessly from the videoLink and gives you a comfortable supervision of your horse in your home



Step by step:

1. The picture of your horse goes from the videoLink to your computer through the USB-adaptor.
2. The picture of your horse is effortlessly streamed from your computer through the Internet directly to horseCam Online. You don't have to worry about any technicalities such as firewalls or IP configurations.
3. Safe and easy you see the picture of you horse on horseCam Online on any other computer or in your cell phone wherever you are.



Step by step:

1. The camera allows you to keep an eye on your horse while the horse is in the trailer.
2. Connect the camera using the 1,5 m trailer cable to the ceiling light or the rear light.
3. The LCD monitor is operated with the cigarette power cable or with the included battery.
4. Place the LCD-monitor's holder in the car using the windscreen mount/air con mount to safely monitor your horse.

See your
horse
wherever
you go!

horsecam-online.com

Your Dealer:

What is included:

- 1 wireless and water proof video camera with night vision and sound to install in trailer and stable (Operating temp. -20° to +60°C // Wide angle 90° // IP66 // 15 m night vision)
- 1 extra mounting foot for swapping of camera between stable and trailer
- 2 A300-antennas for 800 m wireless range between stable and home (12 m & 5 m antenna cables)
- 1 videoLink for unique indoor range extension
- 1 wireless 2,5" LCD-monitor with built in speaker for portable supervision of your horse
- 1 holder for comfortable installation of the LCD-monitor inside the car
- 1 earphone to the LCD-monitor
- 2 AV-cables for connection to TV/Video
- 2 rechargeable batteries for the LCD-monitor (4 h battery time)
- 4 power adaptors and trailer kit for power supply in stable and trailer
- 1 thoroughly illustrated manual and "Quick Install Guide" in English
- 1 horseCam Online USB adaptor (30 day free trial included in the package)

Perfect accessories to horseCam:

- » horseCam Online (from 8,25 euro / month)
- » Extra Night Light, for optimal night view.

